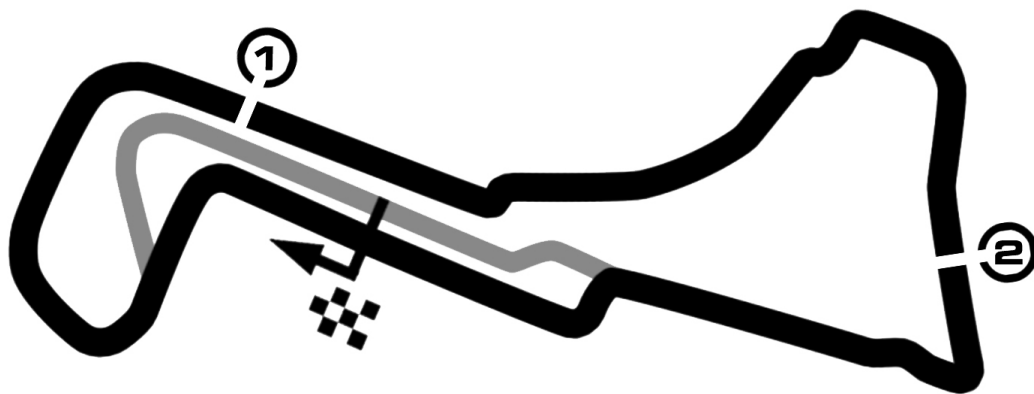




VOLUMEX BELGIAN TRUCK GRAND PRIX

race 4



Circuit Zolder 4000 m

09. - 10. September 2023

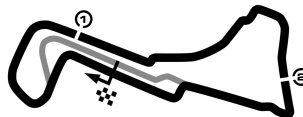


VOLUMEX BELGIAN TRUCK GRAND PRIX

Circuit Zolder, length 4000 m

09. - 10. September 2023

Dutch Truck Racing Cup



Result race 4

started : 10

classified : 10

not classified : 0

Pos	No.	Cl.	Entrant Name	License License	Team/Sponsor Make	Lap	Total kmh	GAP Diff.	fastest kmh	at Lap
1	2	A	Ray Coleman	272344	LRS Racing MAN	10	20:38.027 116.314		2:02.398 117.649	6
2	51	A	Bjorn Tijhuis	43803	Truck Racing Team Kreeft DAF	10	20:45.268 115.638	07.241 07.241	2:03.253 116.833	4
3	3	A	Stefan Kursch	1206385	Kursch Kurtscheid Racing MAN	10	21:26.620 111.921	48.593 41.352	2:02.698 117.361	7
4	45	B	Robbin Kruithof	53821	Rainbow Warrior Scania	10	21:41.793 110.617	1:03.766 15.173	2:04.994 115.206	9
5	4	A	Frans Smit	27111	Truckracing Smit MAN	10	22:04.591 108.713	1:26.564 22.798	2:05.459 114.779	2
6	31	B	Jarno vd Pol	49326	Truckracing team Ome Wout Ford	10	22:13.815 107.961	1:35.788 09.224	2:11.020 109.907	2
7	35	B	Nimda Kraal	2461	Kraal Racing Scania	9	21:13.099 101.799	1 Runde 1 Runde	2:15.331 106.406	2
8	88	A	Jos Scholten	33625	Truck Racing Team Kreeft Scania	5	10:24.833 115.231	5 Runden 4 Runden	2:03.397 116.697	5
9	6	B	John Powell	214135	JP Racing DAF LF	5	11:57.532 100.344	5 Runden 1:32.699	2:05.996 114.289	2
10	15	A	Erwin Kleinnagelvoort	17734	EK Truckrace Scania	1	2:10.650 110.218	9 Runden 4 Runden	00.000 0.000	
DNS DID NOT START										
	50	B	Willem Breedijk	44052	Flying Dutchman Volvo	0	00.000 0.000	10 Runden	00.000 0.000	

fastest lap: 2 Coleman Ray 2:02.398 =117.649 km/h

Issued:

Clerk of the Course:

Timekeeper:

subject to final scrutineering



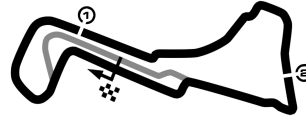
VOLUMEX BELGIAN TRUCK GRAND PRIX

Circuit Zolder, length 4000 m

09. - 10. September 2023

Dutch Truck Racing Cup

Result race 4, 10.09.2023



Pos	No.	Cl.	Entrant Driver, Place	Team Make	Lap	Time total	Interval GAP	Avg. Total	fastest Avg.	at Lap
-----	-----	-----	--------------------------	--------------	-----	------------	-----------------	---------------	-----------------	-----------

A

Started: 6 **Classified: 6** **Not Classified: 0**

1	2	A	Ray Coleman	LRS Racing MAN	10	20:38.027		116.314	2:02.398	6
2	51	A	Bjorn Tjihuis	Truck Racing Team Kreeft DAF	10	20:45.268	07.241	115.638	2:03.253	4
3	3	A	Stefan Kursch	Kursch Kurtscheid Racing MAN	10	21:26.620	48.593	111.921	2:02.698	7
4	4	A	Frans Smit	Truckracing Smit MAN	10	22:04.591	+41.352		117.361	
5	88	A	Jos Scholten	Truck Racing Team Kreeft Scania	5	10:24.833	5 Rd.	115.231	2:03.397	5
6	15	A	Erwin Kleinnagelvoort	EK Truckrace Scania	1	2:10.650	9 Rd.	110.218	00.000	



Timekeeping and Dataservice: wige SOLUTIONS GmbH & Co. KG, Meckenheim (DEU)
Chief timekeeping: Tobias Kolzer, Heitersheim (DEU), tobias.kolzer@wige.de

Page 1
printed : 10.9.2023 - 15:09

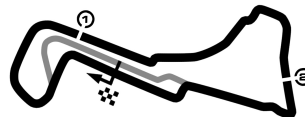
VOLUMEX BELGIAN TRUCK GRAND PRIX

Circuit Zolder, length 4000 m

09. - 10. September 2023

Dutch Truck Racing Cup

Result race 4, 10.09.2023



Pos	No.	Cl.	Entrant Driver, Place	Team Make	Lap	Time total	Interval GAP	Avg. Total	fastest Avg.	at Lap
-----	-----	-----	--------------------------	--------------	-----	------------	-----------------	---------------	-----------------	-----------

B

Started: 4 Classified: 4 Not Classified: 0

1	45	B	Robbin Kruithof	Rainbow Warrior Scania	10	21:41.793		110.617	2:04.994	9
2	31	B	Jarno vd Pol	Truckracing team Ome Wout Ford	10	22:13.815	32.022	107.961	2:11.020	2
3	35	B	Nimda Kraal	Kraal Racing Scania	9	21:13.099	1 Rd.	101.799	2:15.331	2
4	6	B	John Powell	JP Racing DAF LF	5	11:57.532	5 Rd.	100.344	2:05.996	2
DNS DID NOT START										
	50	B	Willem Breedijk	Flying Dutchman Volvo	0	00.000	10 Rd.	0.000	00.000	
							5 Rd.		0.000	

fastest lap: 2 Coleman Ray 2:02.398 =117.649 km/h

Issued:

Clerk of the Course:

Timekeeper:

subject to final scrutineering





Lapchart: Dutch Truck Racing Cup race 4

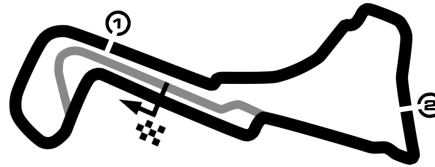
POS	1	2	3	4	5	6	7	8	9	10	11
LAP 1	2	51	88	15	6	4	3	45	31	35	
LAP 2	2	51	88	6	4	3	45	31	35		
LAP 3	2	51	88	6	4	3	45	31	35		
LAP 4	2	51	88	4	3	45	6	31	35		
LAP 5	2	51	88	3	4	45	31	35	6.		
LAP 6	2	51	3	4	45	31	35				
LAP 7	2	51	3	45	4	31	35				
LAP 8	2	51	3	45	4	31	35				
LAP 9	2	51	3	45	4	31	35				
LAP 10	2	51	3	45	4	31					

VOLUMEX BELGIAN TRUCK GRAND PRIX

Circuit Zolder, length 4000 m

09. - 10. September 2023

Dutch Truck Racing Cup



Lap by Lap race 4, 10.09.2023

2 Ray Coleman , MAN A /															
1	2:08.521	2	2:03.075	3	2:04.065	4	2:02.503	5	2:02.790	6	2:02.398	7	2:02.739	8	2:04.103
9	2:03.879	10	2:03.954												

3 Stefan Kursch , MAN A /															
1	2:14.523	2	2:05.402	3	2:07.075	4	2:07.487	5	2:04.857	6	2:03.854	7	2:02.698	8	2:03.316
9	2:03.242	10	2:04.166												

4 Frans Smit , MAN A /															
1	2:13.776	2	2:05.459	3	2:07.412	4	2:07.246	5	2:06.824	6	2:05.734	7	2:09.964	8	2:08.283
9	2:10.181	10	2:19.712												

6 John Powell , DAF LF B /															
1	2:12.565	2	2:05.996	3	2:06.763	4	2:21.429	pit	3:10.779						

15 Erwin Kleinagelvoort , Scania A /															
1	2:10.650														

31 Jarno vd Pol , Ford B /															
1	2:19.157	2	2:11.020	3	2:14.138	4	2:13.185	5	2:12.302	6	2:13.122	7	2:12.306	8	2:12.933
9	2:13.053	10	2:12.599												

35 Nimda Kraal , Scania B /															
1	2:21.860	2	2:15.331	3	2:20.282	4	2:18.074	5	2:18.246	6	2:22.959	7	2:24.747	8	2:24.998
9	2:26.602														

45 Robbin Kruithof , Scania B /															
1	2:16.238	2	2:05.977	3	2:05.804	4	2:06.935	5	2:06.350	6	2:05.537	7	2:06.488	8	2:06.783
9	2:04.994	10	2:06.687												

51 Bjorn Tjhuis , DAF A /															
1	2:09.697	2	2:03.424	3	2:03.505	4	2:03.253	5	2:03.302	6	2:03.424	7	2:04.049	8	2:06.043
9	2:04.160	10	2:04.411												

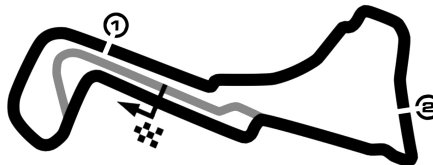
88 Jos Scholten , Scania A /															
1	2:09.951	2	2:03.678	3	2:03.837	4	2:03.970	5	2:03.397						

VOLUMEX BELGIAN TRUCK GRAND PRIX

Circuit Zolder, length 4000 m

09. - 10. September 2023

Dutch Truck Racing Cup



Lap Analysis race 4, 10.09.2023

2 Ray Coleman () (MAN)

Theoretische Bestzeit: 2:02.202

Lap	D	Time	S1	S2	S3	Lap	D	Time	S1	S2	S3
1	1	2:08.521	42.966	46.652	38.903	6	1	2:02.398	38.726	45.371	38.301
2	1	2:03.075	38.935	45.675	38.465	7	1	2:02.739	38.530	45.681	38.528
3	1	2:04.065	39.441	45.603	39.021	8	1	2:04.103	39.147	45.979	38.977
4	1	2:02.503	38.698	45.420	38.385	9	1	2:03.879	39.211	45.659	39.009
5	1	2:02.790	38.934	45.407	38.449	10	1	2:03.954	39.077	45.969	38.908

3 Stefan Kursch () (MAN)

Theoretische Bestzeit: 2:02.380

Lap	D	Time	S1	S2	S3	Lap	D	Time	S1	S2	S3
1	1	2:14.523	46.356	48.620	39.547	6	1	2:03.854	39.180	46.080	38.594
2	1	2:05.402	39.563	46.414	39.425	7	1	2:02.698	38.485	45.301	38.912
3	1	2:07.075	38.833	47.224	41.018	8	1	2:03.316	38.575	45.747	38.994
4	1	2:07.487	39.098	46.883	41.506	9	1	2:03.242	38.675	45.488	39.079
5	1	2:04.857	39.098	46.903	38.856	10	1	2:04.166	38.756	45.991	39.419

4 Frans Smit () (MAN)

Theoretische Bestzeit: 2:05.054

Lap	D	Time	S1	S2	S3	Lap	D	Time	S1	S2	S3
1	1	2:13.776	45.987	47.863	39.926	6	1	2:05.734	39.302	46.305	40.127
2	1	2:05.459	39.327	46.338	39.794	7	1	2:09.964	40.613	48.572	40.779
3	1	2:07.412	38.955	47.386	41.071	8	1	2:08.283	39.594	48.401	40.288
4	1	2:07.246	39.180	46.783	41.283	9	1	2:10.181	40.448	48.274	41.459
5	1	2:06.824	39.080	47.451	40.293	10	1	2:19.712	41.458	54.476	43.778

6 John Powell () (DAF LF)

Theoretische Bestzeit: 2:05.468

Lap	D	Time	S1	S2	S3	Lap	D	Time	S1	S2	S3
1	1	2:12.565	45.681	46.836	40.048	4	1	2:21.429	39.351	46.249	55.829
2	1	2:05.996	39.221	46.777	39.998	5	1	3:10.779	58.266	1:03.686	
3	1	2:06.763	39.273	47.127	40.363						

15 Erwin Kleinnagelvoort () (Scania)

Theoretische Bestzeit:

Lap	D	Time	S1	S2	S3	Lap	D	Time	S1	S2	S3
1	1	2:10.650	44.169	47.800	38.681						

31 Jarno vd Pol () (Ford)

Theoretische Bestzeit: 2:10.235

Lap	D	Time	S1	S2	S3	Lap	D	Time	S1	S2	S3
1	1	2:19.157	47.146	50.258	41.753	6	1	2:13.122	40.522	50.617	41.983
2	1	2:11.020	40.601	48.218	42.201	7	1	2:12.306	40.383	49.484	42.439
3	1	2:14.138	43.369	49.135	41.634	8	1	2:12.933	41.614	49.160	42.159
4	1	2:13.185	40.875	49.440	42.870	9	1	2:13.053	41.064	49.531	42.458
5	1	2:12.302	41.130	48.803	42.369	10	1	2:12.599	41.396	49.292	41.911

35 Nimda Kraal () (Scania)

Theoretische Bestzeit: 2:13.834

Lap	D	Time	S1	S2	S3	Lap	D	Time	S1	S2	S3
1	1	2:21.860	48.631	50.339	42.890	6	1	2:22.959	42.448	54.514	45.997
2	1	2:15.331	42.546	49.120	43.665	7	1	2:24.747	43.691	55.590	45.466
3	1	2:20.282	41.824	50.267	48.191	8	1	2:24.998	44.714	53.933	46.351
4	1	2:18.074	42.872	50.475	44.727	9	1	2:26.602	45.717	53.948	46.937
5	1	2:18.246	42.059	51.037	45.150						

45 Robbin Kruithof () (Scania)

Theoretische Bestzeit: 2:04.960

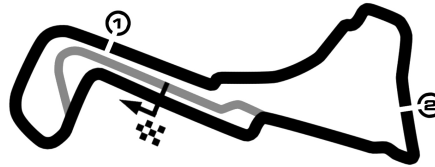
Lap	D	Time	S1	S2	S3	Lap	D	Time	S1	S2	S3
1	1	2:16.238	47.740	47.796	40.702	6	1	2:05.537	39.607	46.271	39.659
2	1	2:05.977	39.612	46.558	39.807	7	1	2:06.488	40.181	46.339	39.968
3	1	2:05.804	39.222	46.810	39.772	8	1	2:06.783	39.985	46.653	40.145
4	1	2:06.935	39.447	46.519	40.969	9	1	2:04.994	39.256	46.201	39.537
5	1	2:06.350	39.432	47.035	39.883	10	1	2:06.687	39.475	46.520	40.692

VOLUMEX BELGIAN TRUCK GRAND PRIX

Circuit Zolder, length 4000 m

09. - 10. September 2023

Dutch Truck Racing Cup



Lap Analysis race 4, 10.09.2023

51 Bjorn Tijhuis () (DAF)

Theoretische Bestzeit: 2:02.804

Lap	D	Time	S1	S2	S3	Lap	D	Time	S1	S2	S3
1	1	2:09.697	43.986	46.927	38.784	6	1	2:03.424	39.181	45.434	38.809
2	1	2:03.424	38.983	45.836	38.605	7	1	2:04.049	38.859	46.582	38.608
3	1	2:03.505	38.814	45.966	38.725	8	1	2:06.043	40.569	46.158	39.316
4	1	2:03.253	39.021	45.653	38.579	9	1	2:04.160	39.350	45.585	39.225
5	1	2:03.302	39.254	45.492	38.556	10	1	2:04.411	39.283	46.142	38.986

88 Jos Scholten () (Scania)

Theoretische Bestzeit: 2:02.866

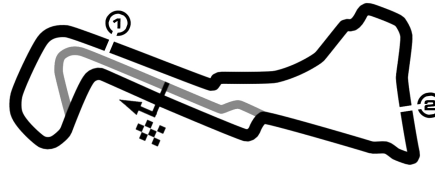
Lap	D	Time	S1	S2	S3	Lap	D	Time	S1	S2	S3
1	1	2:09.951	44.588	46.530	38.833	4	1	2:03.970	38.483	46.779	38.708
2	1	2:03.678	39.068	46.015	38.595	5	1	2:03.397	38.455	45.816	39.126
3	1	2:03.837	38.579	46.125	39.133						

VOLUMEX BELGIAN TRUCK GRAND PRIX

Circuit Zolder, length 4000 m

09. - 10. September 2023

Dutch Truck Racing Cup



Best Sector Times race 4

Pos.	sector 1			sector 2			sector 3			theoretical and best lap time				
	No	Driver	Time	No	Driver	Time	No	Driver	Time	No	Driver	theoretical	Best	Pos
1	88	Scholten J.	38.455	3	Kursch S.	45.301	2	Coleman R.	38.301	2	Coleman R.	2:02.202	2:02.398	
2	3	Kursch S.	38.485	2	Coleman R.	45.371	51	Tijhuis B.	38.556	3	Kursch S.	2:02.380	2:02.698	
3	2	Coleman R.	38.530	51	Tijhuis B.	45.434	3	Kursch S.	38.594	51	Tijhuis B.	2:02.804	2:03.253	
4	51	Tijhuis B.	38.814	88	Scholten J.	45.816	88	Scholten J.	38.595	88	Scholten J.	2:02.866	2:03.397	
5	4	Smit F.	38.955	45	Kruithof R.	46.201	15	Kleinnagelvoort E.	38.681	45	Kruithof R.	2:04.960	2:04.994	
6	6	Powell J.	39.221	6	Powell J.	46.249	45	Kruithof R.	39.537	4	Smit F.	2:05.054	2:05.459	
7	45	Kruithof R.	39.222	4	Smit F.	46.305	4	Smit F.	39.794	6	Powell J.	2:05.468	2:05.996	
8	31	vd Pol J.	40.383	15	Kleinnagelvoort E.	47.800	6	Powell J.	39.998	31	vd Pol J.	2:10.235	2:11.020	
9	35	Kraal N.	41.824	31	vd Pol J.	48.218	31	vd Pol J.	41.634	35	Kraal N.	2:13.834	2:15.331	
10	15	Kleinnagelvoort E.	00.000	35	Kraal N.	49.120	35	Kraal N.	42.890	15	Kleinnagelvoort E.	00.000	00.000	