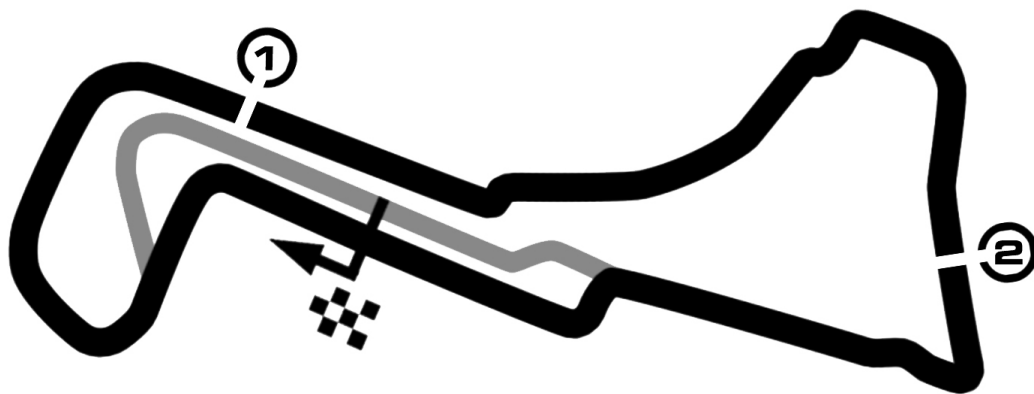




VOLUMEX BELGIAN TRUCK GRAND PRIX

race 1



Circuit Zolder 4000 m

09. - 10. September 2023

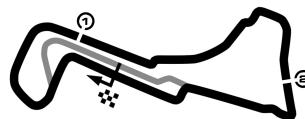


VOLUMEX BELGIAN TRUCK GRAND PRIX

Circuit Zolder, length 4000 m

09. - 10. September 2023

Dutch Truck Racing Cup



Result race 1

started : 11

classified : 11

not classified : 0

Pos	No.	Cl.	Entrant Name	License License	Team/Sponsor Make	Lap	Total kmh	GAP Diff.	fastest kmh	at Lap
1	15	A	Erwin Kleinnagelvoort	17734	EK Truckrace Scania	10	20:22.172 117.823		2:00.295 119.706	4
2	51	A	Bjorn Tijhuis	43803	Truck Racing Team Kreeft DAF	10	20:49.117 115.281	26.945 26.945	2:02.724 117.336	3
3	4	A	Frans Smit	27111	Truckracing Smit MAN	10	20:54.014 114.831	31.842 04.897	2:03.934 116.191	9
4	88	A	Jos Scholten	33625	Truck Racing Team Kreeft Scania	10	21:06.413 113.707	44.241 12.399	2:03.907 116.216	10
5	2	A	Ray Coleman	272344	LRS Racing MAN	10	21:16.462 112.812	54.290 10.049	2:02.757 117.305	5
6	45	B	Robbin Kruithof	53821	Rainbow Warrior Scania	10	21:21.332 112.383	59.160 04.870	2:05.270 114.952	3
7	31	B	Jarno vd Pol	49326	Truckracing team Ome Wout Ford	10	21:57.865 109.268	1:35.693 36.533	2:09.218 111.440	6
8	6	B	John Powell	214135	JP Racing DAF LF	9	19:14.184 112.287	1 Runde 1 Runde	2:05.687 114.570	2
9	35	B	Nimda Kraal	2461	Kraal Racing Scania	9	20:33.241 105.089	1 Runde 1:19.057	2:13.899 107.544	2
10	50	B	Willem Breedijk	44052	Flying Dutchman Volvo	7	15:52.457 105.832	3 Runden 2 Runden	2:07.840 112.641	3
11	3	A	Stefan Kursch	1206385	Kursch Kurtscheid Racing MAN	0	00.000 0.000	10 Runden	00.000 0.000	

fastest lap: 15 Kleinnagelvoort Erwin 2:00.295 =119.706 km/h

Issued:

Clerk of the Course:

Timekeeper:

subject to final scrutineering



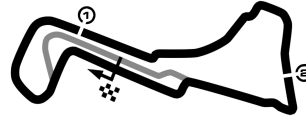
VOLUMEX BELGIAN TRUCK GRAND PRIX

Circuit Zolder, length 4000 m

09. - 10. September 2023

Dutch Truck Racing Cup

Result race 1, 09.09.2023



Pos	No.	Cl.	Entrant Driver, Place	Team Make	Lap	Time total	Interval GAP	Avg. Total	fastest Avg.	at Lap
-----	-----	-----	--------------------------	--------------	-----	------------	-----------------	---------------	-----------------	-----------

A

Started: 6 **Classified: 6** **Not Classified: 0**

1	15	A	Erwin Kleinnagelvoort	EK Truckrace Scania	10	20:22.172		117.823	2:00.295 119.706	4
2	51	A	Bjorn Tijhuis	Truck Racing Team Kreeft DAF	10	20:49.117	26.945 +26.945	115.281	2:02.724 117.336	3
3	4	A	Frans Smit	Truckracing Smit MAN	10	20:54.014	31.842 +04.897	114.831	2:03.934 116.191	9
4	88	A	Jos Scholten	Truck Racing Team Kreeft Scania	10	21:06.413	44.241 +12.399	113.707	2:03.907 116.216	10
5	2	A	Ray Coleman	LRS Racing MAN	10	21:16.462	54.290 +10.049	112.812	2:02.757 117.305	5
6	3	A	Stefan Kursch	Kursch Kurtscheid Racing MAN	0	00.000	10 Rd. 10 Rd.	0.000	00.000 0.000	



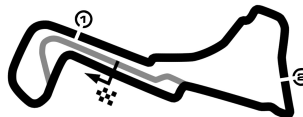
VOLUMEX BELGIAN TRUCK GRAND PRIX

Circuit Zolder, length 4000 m

09. - 10. September 2023

Dutch Truck Racing Cup

Result race 1, 09.09.2023



Pos	No.	Cl.	Entrant Driver, Place	Team Make	Lap	Time total	Interval GAP	Avg. Total	fastest Avg.	at Lap
-----	-----	-----	--------------------------	--------------	-----	------------	-----------------	---------------	-----------------	-----------

B

Started: 5 **Classified: 5** **Not Classified: 0**

1	45	B	Robbin Kruithof	Rainbow Warrior Scania	10	21:21.332		112.383	2:05.270 114.952	3
2	31	B	Jarno vd Pol	Truckracing team Ome Wout Ford	10	21:57.865	36.533 +36.533	109.268	2:09.218 111.440	6
3	6	B	John Powell	JP Racing DAF LF	9	19:14.184	1 Rd. 1 Rd.	112.287	2:05.687 114.570	2
4	35	B	Nimda Kraal	Kraal Racing Scania	9	20:33.241	1 Rd. +1:19.057	105.089	2:13.899 107.544	2
5	50	B	Willem Breedijk	Flying Dutchman Volvo	7	15:52.457	3 Rd. 2 Rd.	105.832	2:07.840 112.641	3

fastest lap: 15 Kleinnagelvoort Erwin 2:00.295 =119.706 km/h

Issued:

Clerk of the Course:

Timekeeper:

subject to final scrutineering





Lapchart: Dutch Truck Racing Cup race 1

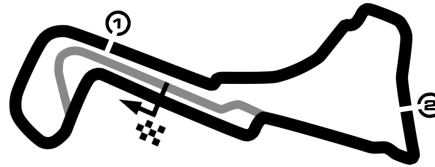
POS	1	2	3	4	5	6	7	8	9	10	11
LAP 1	15	51	4	6	45	88	31	35	50	2	
LAP 2	15	51	4	6	45	88	31	35	2	50	
LAP 3	15	51	4	6	45	88	31	2	50	35	
LAP 4	15	51	4	6	45	88	2	31	50	35	
LAP 5	15	51	4	6	88	45	2	31	50	35	
LAP 6	15	51	4	88	6	45	2	31	50	35	
LAP 7	15	51	4	88	6	45	2	31	50.	35	
LAP 8	15	51	4	88	2	6	45	31	35		
LAP 9	15	51	4	88	2	45	6	31	35		
LAP 10	15	51	4	88	2	45	31				

VOLUMEX BELGIAN TRUCK GRAND PRIX

Circuit Zolder, length 4000 m

09. - 10. September 2023

Dutch Truck Racing Cup



Lap by Lap race 1, 09.09.2023

2 Ray Coleman , MAN A /															
1	2:29.968	2	2:05.456	3	2:05.121	4	2:04.087	5	2:02.757	6	2:03.391	7	2:03.615	8	2:05.536
9	2:04.393	10	2:12.138												

4 Frans Smit , MAN A /															
1	2:11.245	2	2:05.467	3	2:04.113	4	2:05.008	5	2:05.312	6	2:05.572	7	2:04.185	8	2:04.735
9	2:03.934	10	2:04.443												

6 John Powell , DAF LF B /															
1	2:12.768	2	2:05.687	3	2:05.995	4	2:06.260	5	2:06.917	6	2:07.848	7	2:08.030	8	2:07.947
9	2:12.732														

15 Erwin Kleinnagelvoort , Scania A /															
1	2:06.518	2	2:00.502	3	2:01.249	4	2:00.295	5	2:01.398	6	2:04.649	7	2:01.910	8	2:01.187
9	2:01.803	10	2:02.661												

31 Jarno vd Pol , Ford B /															
1	2:19.933	2	2:09.676	3	2:09.320	4	2:11.288	5	2:10.197	6	2:09.218	7	2:10.867	8	2:11.790
9	2:13.734	10	2:11.842												

35 Nimda Kraal , Scania B /															
1	2:21.156	2	2:13.899	3	2:16.791	4	2:14.144	5	2:16.464	6	2:15.704	7	2:17.829	8	2:19.407
9	2:17.847														

45 Robbin Kruithof , Scania B /															
1	2:13.825	2	2:06.094	3	2:05.270	4	2:05.676	5	2:09.233	6	2:06.099	7	2:07.933	8	2:08.206
9	2:08.016	10	2:10.980												

50 Willem Breedijk , Volvo B /															
1	2:29.232	2	2:07.882	3	2:07.840	4	2:08.221	5	2:08.553	6	2:09.171	pit	2:41.558		

51 Bjorn Tijhuis , DAF A /															
1	2:09.047	2	2:04.671	3	2:02.724	4	2:04.091	5	2:04.752	6	2:04.220	7	2:06.063	8	2:03.930
9	2:05.660	10	2:03.959												

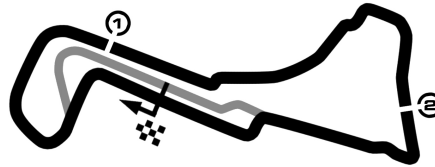
88 Jos Scholten , Scania A /															
1	2:15.162	2	2:05.648	3	2:06.311	4	2:04.332	5	2:06.954	6	2:04.128	7	2:04.113	8	2:05.228
9	2:10.630	10	2:03.907												

VOLUMEX BELGIAN TRUCK GRAND PRIX

Circuit Zolder, length 4000 m

09. - 10. September 2023

Dutch Truck Racing Cup



Lap Analysis race 1, 09.09.2023

2 Ray Coleman () (MAN)

Theoretische Bestzeit: 2:02.477

Lap	D	Time	S1	S2	S3	Lap	D	Time	S1	S2	S3
1	1	2:29.968	1:03.789	46.930	39.249	6	1	2:03.391	38.671	46.111	38.609
2	1	2:05.456	39.197	46.460	39.799	7	1	2:03.615	38.854	45.326	39.435
3	1	2:05.121	40.249	46.135	38.737	8	1	2:05.536	39.403	45.763	40.370
4	1	2:04.087	38.605	46.263	39.219	9	1	2:04.393	38.865	46.414	39.114
5	1	2:02.757	38.542	45.328	38.887	10	1	2:12.138	38.999	47.805	45.334

4 Frans Smit () (MAN)

Theoretische Bestzeit: 2:03.345

Lap	D	Time	S1	S2	S3	Lap	D	Time	S1	S2	S3
1	1	2:11.245	45.208	46.879	39.158	6	1	2:05.572	39.286	46.574	39.712
2	1	2:05.467	40.244	46.139	39.084	7	1	2:04.185	39.315	46.064	38.806
3	1	2:04.113	39.161	46.200	38.752	8	1	2:04.735	39.386	46.127	39.222
4	1	2:05.008	38.929	46.624	39.455	9	1	2:03.934	38.987	45.677	39.270
5	1	2:05.312	39.017	46.373	39.922	10	1	2:04.443	38.916	46.227	39.300

6 John Powell () (DAF LF)

Theoretische Bestzeit: 2:05.431

Lap	D	Time	S1	S2	S3	Lap	D	Time	S1	S2	S3
1	1	2:12.768	46.164	46.528	40.076	6	1	2:07.848	40.530	47.454	39.864
2	1	2:05.687	39.558	46.706	39.423	7	1	2:08.030	40.212	47.236	40.582
3	1	2:05.995	39.694	46.489	39.812	8	1	2:07.947	39.617	47.958	40.372
4	1	2:06.260	39.519	46.607	40.134	9	1	2:12.732	39.669	50.453	42.610
5	1	2:06.917	39.955	47.448	39.514						

15 Erwin Kleinnagelvoort () (Scania)

Theoretische Bestzeit: 2:00.281

Lap	D	Time	S1	S2	S3	Lap	D	Time	S1	S2	S3
1	1	2:06.518	43.955	44.935	37.628	6	1	2:04.649	38.815	47.081	38.753
2	1	2:00.502	38.369	44.490	37.643	7	1	2:01.910	38.649	45.357	37.904
3	1	2:01.249	38.468	44.680	38.101	8	1	2:01.187	38.419	44.534	38.234
4	1	2:00.295	38.290	44.363	37.642	9	1	2:01.803	38.682	45.153	37.968
5	1	2:01.398	38.510	44.864	38.024	10	1	2:02.661	39.302	44.953	38.406

31 Jarno vd Pol () (Ford)

Theoretische Bestzeit: 2:08.617

Lap	D	Time	S1	S2	S3	Lap	D	Time	S1	S2	S3
1	1	2:19.933	49.439	49.149	41.345	6	1	2:09.218	40.189	48.286	40.743
2	1	2:09.676	40.443	48.261	40.972	7	1	2:10.867	40.415	49.065	41.387
3	1	2:09.320	40.539	47.944	40.837	8	1	2:11.790	40.594	49.764	41.432
4	1	2:11.288	39.930	50.363	40.995	9	1	2:13.734	41.353	50.700	41.681
5	1	2:10.197	40.656	48.381	41.160	10	1	2:11.842	40.794	49.658	41.390

35 Nimda Kraal () (Scania)

Theoretische Bestzeit: 2:11.588

Lap	D	Time	S1	S2	S3	Lap	D	Time	S1	S2	S3
1	1	2:21.156	51.049	48.246	41.861	6	1	2:15.704	42.653	49.474	43.577
2	1	2:13.899	41.481	49.095	43.323	7	1	2:17.829	41.845	51.231	44.753
3	1	2:16.791	43.270	50.341	43.180	8	1	2:19.407	44.502	50.422	44.483
4	1	2:14.144	41.904	49.532	42.708	9	1	2:17.847	43.406	50.504	43.937
5	1	2:16.464	41.714	49.901	44.849						

45 Robbin Kruithof () (Scania)

Theoretische Bestzeit: 2:05.018

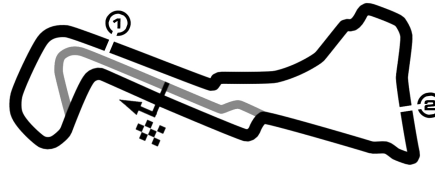
Lap	D	Time	S1	S2	S3	Lap	D	Time	S1	S2	S3
1	1	2:13.825	47.600	46.644	39.581	6	1	2:06.099	39.481	46.848	39.770
2	1	2:06.094	39.237	46.919	39.938	7	1	2:07.933	39.960	48.037	39.936
3	1	2:05.270	39.421	46.583	39.266	8	1	2:08.206	39.567	48.553	40.086
4	1	2:05.676	39.468	46.515	39.693	9	1	2:08.016	39.411	47.154	41.451
5	1	2:09.233	40.335	49.068	39.830	10	1	2:10.980	40.226	48.550	42.204

VOLUMEX BELGIAN TRUCK GRAND PRIX

Circuit Zolder, length 4000 m

09. - 10. September 2023

Dutch Truck Racing Cup



Lap Analysis race 1, 09.09.2023

50 Willem Breedijk () (Volvo)

Theoretische Bestzeit: 2:05.772

Lap	D	Time	S1	S2	S3	Lap	D	Time	S1	S2	S3
1	1	2:29.232	1:02.127	47.371	39.734	5	1	2:08.553	39.525	48.623	40.405
2	1	2:07.882	38.931	47.107	41.844	6	1	2:09.171	39.662	48.342	41.167
3	1	2:07.840	40.703	47.348	39.789	7	1	2:41.558	42.020	56.774	
4	1	2:08.221	39.667	47.998	40.556						

51 Bjorn Tijhuis () (DAF)

Theoretische Bestzeit: 2:02.689

Lap	D	Time	S1	S2	S3	Lap	D	Time	S1	S2	S3
1	1	2:09.047	44.708	45.941	38.398	6	1	2:04.220	39.303	46.326	38.591
2	1	2:04.671	39.492	46.309	38.870	7	1	2:06.063	39.717	47.460	38.886
3	1	2:02.724	38.573	45.821	38.330	8	1	2:03.930	39.022	46.233	38.675
4	1	2:04.091	39.525	45.927	38.639	9	1	2:05.660	39.876	47.122	38.662
5	1	2:04.752	39.748	46.709	38.295	10	1	2:03.959	39.009	46.330	38.620

88 Jos Scholten () (Scania)

Theoretische Bestzeit: 2:03.327

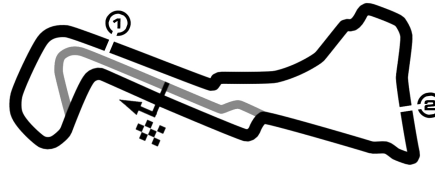
Lap	D	Time	S1	S2	S3	Lap	D	Time	S1	S2	S3
1	1	2:15.162	47.869	47.172	40.121	6	1	2:04.128	38.868	46.199	39.061
2	1	2:05.648	38.783	47.095	39.770	7	1	2:04.113	38.966	45.742	39.405
3	1	2:06.311	39.335	47.175	39.801	8	1	2:05.228	38.601	45.986	40.641
4	1	2:04.332	38.788	45.665	39.879	9	1	2:10.630	44.793	46.707	39.130
5	1	2:06.954	39.928	47.603	39.423	10	1	2:03.907	38.882	45.837	39.188

VOLUMEX BELGIAN TRUCK GRAND PRIX

Circuit Zolder, length 4000 m

09. - 10. September 2023

Dutch Truck Racing Cup



Best Sector Times race 1

Pos.	sector 1		sector 2		sector 3		theoretical and best lap time						
	No	Driver	Time	No	Driver	Time	No	Driver	theoretical	Best	Pos		
1	15	Kleinnagelvoort E.	38.290	15	Kleinnagelvoort E.	44.363	15	Kleinnagelvoort E.	37.628	15	Kleinnagelvoort E.	2:00.281	2:00.295
2	2	Coleman R.	38.542	2	Coleman R.	45.326	51	Tijhuis B.	38.295	2	Coleman R.	2:02.477	2:02.757
3	51	Tijhuis B.	38.573	88	Scholten J.	45.665	2	Coleman R.	38.609	51	Tijhuis B.	2:02.689	2:02.724
4	88	Scholten J.	38.601	4	Smit F.	45.677	4	Smit F.	38.752	88	Scholten J.	2:03.327	2:03.907
5	4	Smit F.	38.916	51	Tijhuis B.	45.821	88	Scholten J.	39.061	4	Smit F.	2:03.345	2:03.934
6	50	Breedijk W.	38.931	6	Powell J.	46.489	45	Kruithof R.	39.266	45	Kruithof R.	2:05.018	2:05.270
7	45	Kruithof R.	39.237	45	Kruithof R.	46.515	6	Powell J.	39.423	6	Powell J.	2:05.431	2:05.687
8	6	Powell J.	39.519	50	Breedijk W.	47.107	50	Breedijk W.	39.734	50	Breedijk W.	2:05.772	2:07.840
9	31	vd Pol J.	39.930	31	vd Pol J.	47.944	31	vd Pol J.	40.743	31	vd Pol J.	2:08.617	2:09.218
10	35	Kraal N.	41.481	35	Kraal N.	48.246	35	Kraal N.	41.861	35	Kraal N.	2:11.588	2:13.899
11	3	Kursch S.	00.000	3	Kursch S.	00.000	3	Kursch S.	00.000	3	Kursch S.	00.000	00.000