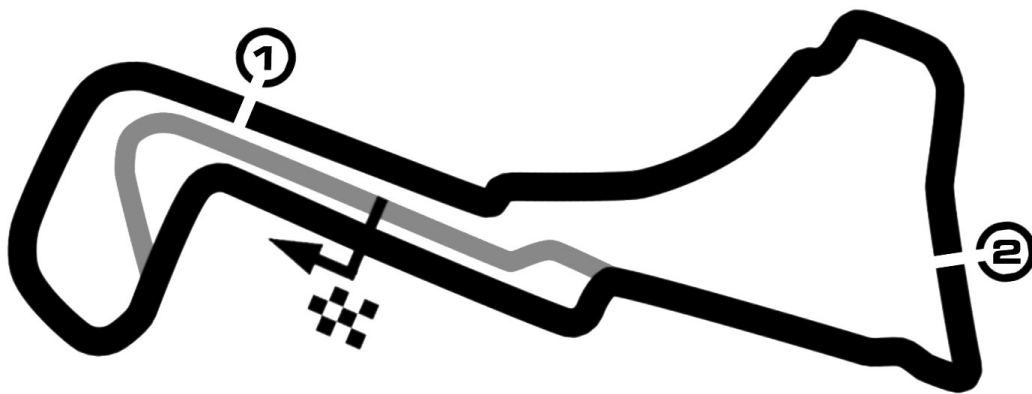


H. ESSERS Belgian Truck Grand Prix

race 4



Circuit Zolder 4000 m

10. - 12. September 2021



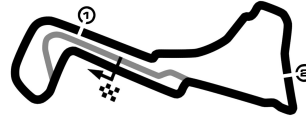
wige SOLUTIONS

H. ESSERS Belgian Truck Grand Prix

Circuit Zolder, length 4000 m

10. - 12. September 2021

Dutch Truck Racing Cup



Result race 4

started : 8

classified : 8

not classified : 0

-Reg.No.: C-Z-BTGP-SUP-028

Pos	No.	Cl.	Entrant Name	License License	Team/Sponsor Make	Lap	Total kmh	GAP Diff.	fastest kmh	at Lap
1	45		Cees Zandbergen / NLD	3162	Rainbow Warrior Racing Scania	9	19:04.307 113.256		2:03.663 116.446	4
2	51		Bjorn Tijhuis / NLD	43803	Truckracing Team Kreeft DAF	9	19:05.337 113.154	01.030 01.030	2:05.767 114.497	3
3	68		Craig Reid / GBR	274032	Reid Trucksport Iveco	9	19:35.828 110.220	31.521 30.491	2:05.688 114.569	5
4	55		Sebastien Delchambre / BEL	252539	SD Truckracing MAN	9	20:27.094 105.615	1:22.787 51.266	2:04.602 115.568	3
5	31		Jarno vd Pol / NLD	49326	Truckracing Team "Ome Wout" Ford	9	20:40.255 104.495	1:35.948 13.161	2:13.501 107.864	3
6	43		Dirk Behnke / DEU	NA1176598	Behnke Truckracing Mercedes	9	20:42.823 104.279	1:38.516 02.568	2:14.993 106.672	8
7	88		Jos Scholte / NLD	33625	Truckracing Team Kreeft Scania	6	13:17.563 108.330	3 laps 3 laps	2:05.751 114.512	4
8	4		Frans Smit / NLD	27111	Truckracing Smit MAN	6	13:48.875 104.238	3 laps 31.312	2:05.185 115.030	5
DNS DID NOT START										
	50		Willem Breedijk / NLD	44052	Flying Dutchman Volvo	0	00.000 0.000	9 laps	00.000 0.000	
	35		Nimda Kraal / NLD	2461	Kraal Racing Scania	0	00.000 0.000	9 laps	00.000 0.000	
	1		Ryan Smith / GBR	278299	Smith Trucksport Mercedes	0	00.000 0.000	9 laps	00.000 0.000	

fastest lap: 45 Zandbergen Cees 2:03.663 =116.446 km/h

TRUCK #68 - +30 SEC. DRIVE THROUGH SUBSTITUTE PENALTY - TRACK LIMITS

Issued:

Clerk of the Course:

Timekeeper:

subject to final scrutineering



Timekeeping and Dataservice: wige SOLUTIONS GmbH & Co. KG, Meckenheim (GER)

wige SOLUTIONS

Chief timekeeping: Stefan Schlerkmann, Roetgen (GER), stefan.schlerkmann@wige.de

Page 1

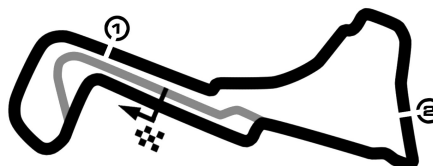
printed : 12.9.2021 - 18:00

H. ESSERS Belgian Truck Grand Prix

Circuit Zolder, length 4000 m

10. - 12. September 2021

Dutch Truck Racing Cup



Lap by Lap race 4, 12.09.2021

-Reg.No.: C-Z-BTGP-SUP-028

4 Frans Smit , MAN / NLD													
1	2:15.215	2	2:08.322	3	2:07.046	4	2:05.850	5	2:05.185	pit	3:07.257		
9	2:17.033												

31 Jarno vd Pol , Ford / NLD															
1	2:24.151	2	2:15.899	3	2:13.501	4	2:13.874	5	2:16.347	6	2:29.444	7	2:15.562	8	2:14.444
9	2:17.033														

43 Dirk Behnke , Mercedes / DEU															
1	2:26.112	2	2:17.658	3	2:16.788	4	2:16.902	5	2:18.697	6	2:18.117	7	2:16.512	8	2:14.993
9	2:17.044														

45 Cees Zandbergen , Scania / NLD															
1	2:14.934	2	2:07.716	3	2:04.618	4	2:03.663	5	2:07.533	6	2:05.885	7	2:05.513	8	2:06.749
9	2:07.696														

51 Bjorn Tjhuis , DAF / NLD															
1	2:11.302	2	2:07.773	3	2:05.767	4	2:05.874	5	2:06.790	6	2:08.398	7	2:07.205	8	2:06.285
9	2:05.943														

55 Sebastien Delchambre , MAN / BEL															
1	2:12.593	2	2:08.313	3	2:04.602	4	2:07.952	5	2:10.932	6	2:15.284	7	2:19.516	8	2:35.962
9	2:31.940														

68 Craig Reid , Iveco / GBR															
1	2:14.324	2	2:08.904	3	2:06.668	4	2:05.740	5	2:05.688	6	2:05.969	7	2:06.156	8	2:06.234
9	2:06.145														

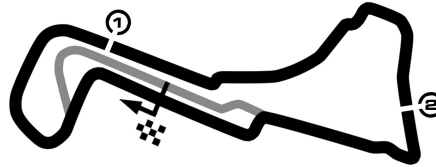
88 Jos Scholte , Scania / NLD															
1	2:13.866	2	2:08.418	3	2:07.474	4	2:05.751	5	2:13.936	6	2:28.118				

H. ESSERS Belgian Truck Grand Prix

Circuit Zolder, length 4000 m

10. - 12. September 2021

Dutch Truck Racing Cup



Lap Analysis race 4, 12.09.2021

-Reg.No.: C-Z-BTGP-SUP-028

4 Frans Smit (NLD) (MAN)

Theoretische Bestzeit: 2:04.909

Lap	D	Time	S1	S2	S3	Lap	D	Time	S1	S2	S3
1	1	2:15.215	47.181	47.214	40.820	4	1	2:05.850	39.268	46.677	39.905
2	1	2:08.322	39.794	47.439	41.089	5	1	2:05.185	39.544	46.095	39.546
3	1	2:07.046	39.272	47.194	40.580	6	1	3:07.257	46.489	1:10.127	

31 Jarno vd Pol (NLD) (Ford)

Theoretische Bestzeit: 2:13.404

Lap	D	Time	S1	S2	S3	Lap	D	Time	S1	S2	S3
1	1	2:24.151	48.645	52.154	43.352	6	1	2:29.444	41.229	53.437	54.778
2	1	2:15.899	42.135	50.976	42.788	7	1	2:15.562	41.744	50.597	43.221
3	1	2:13.501	40.879	49.897	42.725	8	1	2:14.444	41.364	50.261	42.819
4	1	2:13.874	41.057	49.854	42.963	9	1	2:17.033	42.062	52.297	42.674
5	1	2:16.347	40.876	50.104	45.367						

43 Dirk Behnke (DEU) (Mercedes)

Theoretische Bestzeit: 2:13.918

Lap	D	Time	S1	S2	S3	Lap	D	Time	S1	S2	S3
1	1	2:26.112	50.081	53.022	43.009	6	1	2:18.117	42.726	51.519	43.872
2	1	2:17.658	42.628	52.178	42.852	7	1	2:16.512	43.256	50.856	42.400
3	1	2:16.788	43.443	50.858	42.487	8	1	2:14.993	42.195	50.157	42.641
4	1	2:16.902	43.481	51.653	41.768	9	1	2:17.044	42.137	51.937	42.970
5	1	2:18.697	41.993	52.259	44.445						

45 Cees Zandbergen (NLD) (Scania)

Theoretische Bestzeit: 2:03.487

Lap	D	Time	S1	S2	S3	Lap	D	Time	S1	S2	S3
1	1	2:14.934	46.021	47.613	41.300	6	1	2:05.885	38.710	47.030	40.145
2	1	2:07.716	39.505	47.163	41.048	7	1	2:05.513	38.911	46.365	40.237
3	1	2:04.618	39.099	46.552	38.967	8	1	2:06.749	38.904	47.027	40.818
4	1	2:03.663	38.886	45.887	38.890	9	1	2:07.696	39.619	47.285	40.792
5	1	2:07.533	39.613	48.566	39.354						

51 Bjorn Tjhuis (NLD) (DAF)

Theoretische Bestzeit: 2:05.163

Lap	D	Time	S1	S2	S3	Lap	D	Time	S1	S2	S3
1	1	2:11.302	43.947	47.778	39.577	6	1	2:08.398	39.197	47.167	42.034
2	1	2:07.773	40.558	47.660	39.555	7	1	2:07.205	39.478	47.323	40.404
3	1	2:05.767	39.682	46.946	39.139	8	1	2:06.285	39.528	47.152	39.605
4	1	2:05.874	39.529	46.827	39.518	9	1	2:05.943	39.558	46.998	39.387
5	1	2:06.790	39.583	48.027	39.180						

55 Sebastien Delchambre (BEL) (MAN)

Theoretische Bestzeit: 2:04.602

Lap	D	Time	S1	S2	S3	Lap	D	Time	S1	S2	S3
1	1	2:12.593	44.212	47.986	40.395	6	1	2:15.284	41.706	48.760	44.818
2	1	2:08.313	39.338	48.609	40.366	7	1	2:19.516	47.057	51.017	41.442
3	1	2:04.602	38.572	46.625	39.405	8	1	2:35.962	46.585	59.488	49.889
4	1	2:07.952	39.252	48.505	40.195	9	1	2:31.940	46.861	55.855	49.224
5	1	2:10.932	40.004	46.636	44.292						

68 Craig Reid (GBR) (Iveco)

Theoretische Bestzeit: 2:04.581

Lap	D	Time	S1	S2	S3	Lap	D	Time	S1	S2	S3
1	1	2:14.324	45.777	47.474	41.073	6	1	2:05.969	39.712	45.748	40.509
2	1	2:08.904	40.371	47.242	41.291	7	1	2:06.156	39.537	46.221	40.398
3	1	2:06.668	39.249	47.132	40.287	8	1	2:06.234	39.704	46.817	39.713
4	1	2:05.740	39.598	46.377	39.765	9	1	2:06.145	39.795	46.659	39.691
5	1	2:05.688	40.104	46.000	39.584						

88 Jos Scholte (NLD) (Scania)

Theoretische Bestzeit: 2:05.751

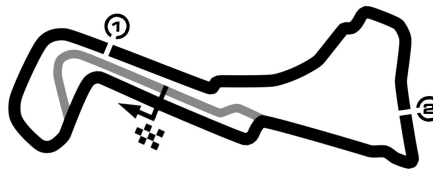
Lap	D	Time	S1	S2	S3	Lap	D	Time	S1	S2	S3
1	1	2:13.866	45.230	47.634	41.002	4	1	2:05.751	39.149	46.900	39.702
2	1	2:08.418	39.427	48.089	40.902	5	1	2:13.936	40.266	50.568	43.102
3	1	2:07.474	39.310	47.993	40.171	6	1	2:28.118	42.416	50.430	

H. ESSERS Belgian Truck Grand Prix

Circuit Zolder, length 4000 m

10. - 12. September 2021

Dutch Truck Racing Cup



Best Sector Times race 4

-Reg.No.: C-Z-BTGP-SUP-028

Pos.	sector 1			sector 2			sector 3			theoretical and best lap time				
	No	Driver	Time	No	Driver	Time	No	Driver	Time	No	Driver	theoretical	Best	Pos
1	55	Delchambre S.	38.572	68	Reid C.	45.748	45	Zandbergen C.	38.890	45	Zandbergen C.	2:03.487	2:03.663	
2	45	Zandbergen C.	38.710	45	Zandbergen C.	45.887	51	Tijhuis B.	39.139	68	Reid C.	2:04.581	2:05.688	
3	88	Scholte J.	39.149	4	Smit F.	46.095	55	Delchambre S.	39.405	55	Delchambre S.	2:04.602	2:04.602	
4	51	Tijhuis B.	39.197	55	Delchambre S.	46.625	4	Smit F.	39.546	4	Smit F.	2:04.909	2:05.185	
5	68	Reid C.	39.249	51	Tijhuis B.	46.827	68	Reid C.	39.584	51	Tijhuis B.	2:05.163	2:05.767	
6	4	Smit F.	39.268	88	Scholte J.	46.900	88	Scholte J.	39.702	88	Scholte J.	2:05.751	2:05.751	
7	31	vd Pol J.	40.876	31	vd Pol J.	49.854	43	Behnke D.	41.768	31	vd Pol J.	2:13.404	2:13.501	
8	43	Behnke D.	41.993	43	Behnke D.	50.157	31	vd Pol J.	42.674	43	Behnke D.	2:13.918	2:14.993	