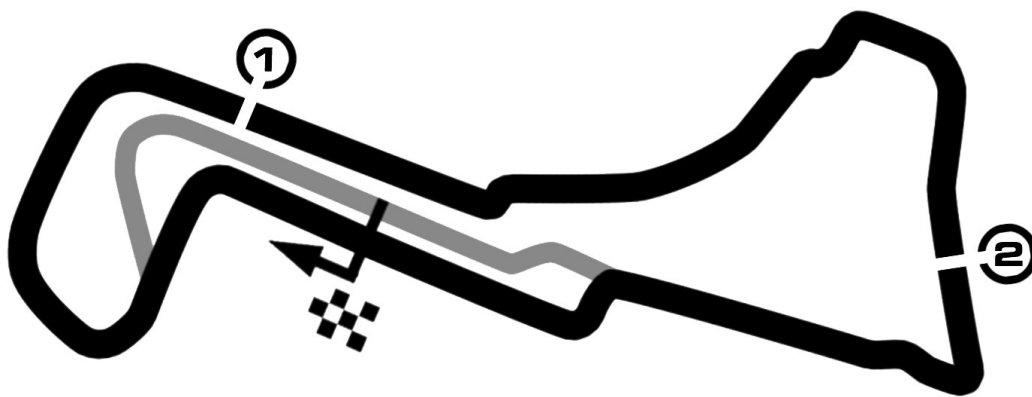




# H. ESSERS Belgian Truck Grand Prix

race 3



**Circuit Zolder 4000 m**

**10. - 12. September 2021**



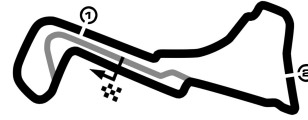
**wige** SOLUTIONS

# H. ESSERS Belgian Truck Grand Prix

Circuit Zolder, length 4000 m

10. - 12. September 2021

Dutch Truck Racing Cup



## Result race 3

started : 10

classified : 10

not classified : 0

-Reg.No.: C-Z-BTGP-SUP-028

Pos	No.	Cl.	Entrant Name	License License	Team/Sponsor Make	Lap	Total kmh	GAP Diff.	fastest at kmh	Lap
1	1		Ryan Smith / GBR	278299	Smith Trucksport Mercedes	10	20:11.904 118.821		1:58.396 121.626	2
2	45		Cees Zandbergen / NLD	3162	Rainbow Warrior Racing Scania	10	20:48.151 115.371	36.247 36.247	2:03.135 116.945	4
3	4		Frans Smit / NLD	27111	Truckracing Smit MAN	10	20:48.467 115.341	36.563 00.316	2:02.673 117.385	4
4	68		Craig Reid / GBR	274032	Reid Trucksport Iveco	10	20:51.974 115.018	40.070 03.507	2:03.843 116.276	6
5	55		Sebastien Delchambre / BEL	252539	SD Truckracing MAN	10	21:04.065 113.918	52.161 12.091	2:03.843 116.276	5
6	88		Jos Scholte / NLD	33625	Truckracing Team Kreeft Scania	10	21:21.595 112.360	1:09.691 17.530	2:06.462 113.868	5
7	51		Bjorn Tijhuis / NLD	43803	Truckracing Team Kreeft DAF	10	21:22.271 112.301	1:10.367 00.676	2:06.169 114.133	2
8	31		Jarno vd Pol / NLD	49326	Truckracing Team "Ome Wout" Ford	9	20:14.112 106.745	1 lap 1 lap	2:12.263 108.874	4
9	43		Dirk Behnke / DEU	NA1176598	Behnke Truckracing Mercedes	9	20:18.971 106.319	1 lap 04.859	2:13.159 108.141	4
10	35		Nimda Kraal / NLD	2461	Kraal Racing Scania	8	18:50.310 101.919	2 laps 1 lap	2:15.816 106.026	4
<b>DNS   DID NOT START</b>										
	50		Willem Breedijk / NLD	44052	Flying Dutchman Volvo	0	00.000 0.000	10 laps	00.000 0.000	

fastest lap: 1 Smith Ryan 1:58.396 =121.626 km/h

Issued:

Clerk of the Course:

Timekeeper:

subject to final scrutineering



Timekeeping and Dataservice: wige SOLUTIONS GmbH & Co. KG, Meckenheim (GER)

wige SOLUTIONS

Chief timekeeping: Stefan Schlerkmann, Roetgen (GER), stefan.schlerkmann@wige.de

Page 1

printed : 12.9.2021 - 13:22



Lapchart: Dutch Truck Racing Cup race 3

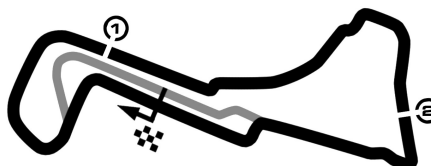
POS	1	2	3	4	5	6	7	8	9	10	11
LAP 1	1	45	4	68	55	51	88	31	43	35	
LAP 2	1	45	4	68	55	51	88	31	43	35	
LAP 3	1	45	4	68	55	88	51	31	43	35	
LAP 4	1	45	4	68	55	88	51	31	43	35	
LAP 5	1	45	4	68	55	88	51	31	43	35	
LAP 6	1	45	4	68	55	88	51	31	43	35	
LAP 7	1	45	4	68	55	88	51	31	43	35	
LAP 8	1	45	4	68	55	88	51	31	43	35	
LAP 9	1	45	4	68	55	88	51	31	43		
LAP 10	1	45	4	68	55	88	51				

# H. ESSERS Belgian Truck Grand Prix

Circuit Zolder, length 4000 m

10. - 12. September 2021

Dutch Truck Racing Cup



## Lap by Lap race 3, 12.09.2021

-Reg.No.: C-Z-BTGP-SUP-028

<b>1 Ryan Smith , Mercedes / GBR</b>															
1	2:01.284	2	<b>1:58.396</b>	3	1:58.505	4	2:00.235	5	1:59.771	6	1:59.388	7	2:00.407	8	2:01.509
9	2:05.062	10	2:07.347												

<b>4 Frans Smit , MAN / NLD</b>															
1	2:07.798	2	2:03.076	3	2:04.940	4	<b>2:02.673</b>	5	2:04.339	6	2:03.910	7	2:05.041	8	2:04.677
9	2:05.405	10	2:06.608												

<b>31 Jarno vd Pol , Ford / NLD</b>															
1	2:20.797	2	2:12.836	3	2:12.707	4	<b>2:12.263</b>	5	2:13.064	6	2:13.072	7	2:14.042	8	2:15.881
9	2:19.450														

<b>35 Nimda Kraal , Scania / NLD</b>															
1	2:25.671	2	2:15.975	3	2:17.031	4	<b>2:15.816</b>	5	2:18.009	6	2:18.030	7	2:18.675	pit	2:41.103

<b>43 Dirk Behnke , Mercedes / DEU</b>															
1	2:22.305	2	2:13.368	3	2:13.246	4	<b>2:13.159</b>	5	2:14.423	6	2:14.969	7	2:15.975	8	2:14.867
9	2:16.659														

<b>45 Cees Zandbergen , Scania / NLD</b>															
1	2:06.369	2	2:04.192	3	2:04.112	4	<b>2:03.135</b>	5	2:04.366	6	2:04.046	7	2:04.951	8	2:04.875
9	2:05.759	10	2:06.346												

<b>51 Bjorn Tjhuis , DAF / NLD</b>															
1	2:13.383	2	<b>2:06.169</b>	3	2:10.764	4	2:07.156	5	2:06.879	6	2:06.748	7	2:08.610	8	2:07.802
9	2:07.120	10	2:07.640												

<b>55 Sebastien Delchambre , MAN / BEL</b>															
1	2:12.430	2	2:06.548	3	2:04.982	4	2:04.332	5	<b>2:03.843</b>	6	2:06.518	7	2:06.445	8	2:06.143
9	2:06.125	10	2:06.699												

<b>68 Craig Reid , Iveco / GBR</b>															
1	2:10.940	2	2:05.616	3	2:04.997	4	2:04.259	5	2:04.296	6	<b>2:03.843</b>	7	2:04.293	8	2:03.937
9	2:04.579	10	2:05.214												

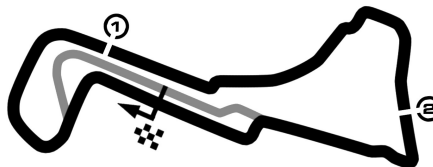
<b>88 Jos Scholte , Scania / NLD</b>															
1	2:15.202	2	2:07.372	3	2:07.573	4	2:06.765	5	<b>2:06.462</b>	6	2:06.653	7	2:08.756	8	2:07.387
9	2:07.801	10	2:07.624												

# H. ESSERS Belgian Truck Grand Prix

Circuit Zolder, length 4000 m

10. - 12. September 2021

Dutch Truck Racing Cup



## Lap Analysis race 3, 12.09.2021

-Reg.No.: C-Z-BTGP-SUP-028

### 1 Ryan Smith (GBR) (Mercedes) Theoretische Bestzeit: 1:58.091

Lap	D	Time	S1	S2	S3	Lap	D	Time	S1	S2	S3
1	1	2:01.284	40.145	<b>43.748</b>	37.391	6	1	1:59.388	37.729	44.058	37.601
2	1	<b>1:58.396</b>	<b>37.273</b>	44.053	<b>37.070</b>	7	1	2:00.407	37.809	44.749	37.849
3	1	1:58.505	37.339	44.022	37.144	8	1	2:01.509	38.144	45.145	38.220
4	1	2:00.235	38.040	44.526	37.669	9	1	2:05.062	38.447	46.902	39.713
5	1	1:59.771	37.642	44.578	37.551	10	1	2:07.347	39.805	46.525	41.017

### 4 Frans Smit (NLD) (MAN) Theoretische Bestzeit: 2:02.359

Lap	D	Time	S1	S2	S3	Lap	D	Time	S1	S2	S3
1	1	2:07.798	42.897	45.890	39.011	6	1	2:03.910	38.795	45.983	39.132
2	1	2:03.076	<b>38.364</b>	<b>45.298</b>	39.414	7	1	2:05.041	38.892	46.876	39.273
3	1	2:04.940	39.099	46.436	39.405	8	1	2:04.677	39.288	46.047	39.342
4	1	<b>2:02.673</b>	38.583	45.372	38.718	9	1	2:05.405	39.672	46.240	39.493
5	1	2:04.339	39.331	46.311	<b>38.697</b>	10	1	2:06.608	40.654	46.642	39.312

### 31 Jarno vd Pol (NLD) (Ford) Theoretische Bestzeit: 2:12.202

Lap	D	Time	S1	S2	S3	Lap	D	Time	S1	S2	S3
1	1	2:20.797	47.331	50.753	42.713	6	1	2:13.072	40.969	49.514	42.589
2	1	2:12.836	<b>40.649</b>	49.212	42.975	7	1	2:14.042	41.160	49.470	43.412
3	1	2:12.707	41.039	<b>49.200</b>	42.468	8	1	2:15.881	41.981	49.856	44.044
4	1	<b>2:12.263</b>	40.671	49.239	<b>42.353</b>	9	1	2:19.450	41.905	52.304	45.241
5	1	2:13.064	41.369	49.240	42.455						

### 35 Nimda Kraal (NLD) (Scania) Theoretische Bestzeit: 2:14.495

Lap	D	Time	S1	S2	S3	Lap	D	Time	S1	S2	S3
1	1	2:25.671	49.799	50.790	45.082	5	1	2:18.009	41.518	50.473	46.018
2	1	2:15.975	<b>41.195</b>	49.787	44.993	6	1	2:18.030	43.048	50.809	44.173
3	1	2:17.031	42.506	50.041	44.484	7	1	2:18.675	42.618	51.164	44.893
4	1	<b>2:15.816</b>	42.516	<b>49.482</b>	<b>43.818</b>	8	1	2:41.103	44.631	52.444	

### 43 Dirk Behnke (DEU) (Mercedes) Theoretische Bestzeit: 2:12.702

Lap	D	Time	S1	S2	S3	Lap	D	Time	S1	S2	S3
1	1	2:22.305	48.719	50.938	42.648	6	1	2:14.969	42.488	50.156	42.325
2	1	2:13.368	41.872	49.868	41.628	7	1	2:15.975	42.403	<b>49.794</b>	43.778
3	1	2:13.246	41.796	50.249	<b>41.201</b>	8	1	2:14.867	42.052	49.948	42.867
4	1	<b>2:13.159</b>	<b>41.707</b>	49.953	41.499	9	1	2:16.659	44.155	50.186	42.318
5	1	2:14.423	42.237	49.961	42.225						

### 45 Cees Zandbergen (NLD) (Scania) Theoretische Bestzeit: 2:02.549

Lap	D	Time	S1	S2	S3	Lap	D	Time	S1	S2	S3
1	1	2:06.369	42.139	<b>45.447</b>	38.783	6	1	2:04.046	38.810	46.241	38.995
2	1	2:04.192	38.811	45.879	39.502	7	1	2:04.951	39.064	46.540	39.347
3	1	2:04.112	39.159	46.282	38.671	8	1	2:04.875	39.427	46.213	39.235
4	1	<b>2:03.135</b>	<b>38.601</b>	45.934	38.600	9	1	2:05.759	39.877	45.824	40.058
5	1	2:04.366	39.808	46.057	<b>38.501</b>	10	1	2:06.346	40.462	46.508	39.376

### 51 Bjorn Tjihuis (NLD) (DAF) Theoretische Bestzeit: 2:05.389

Lap	D	Time	S1	S2	S3	Lap	D	Time	S1	S2	S3
1	1	2:13.383	45.656	47.866	39.861	6	1	2:06.748	39.864	47.047	39.837
2	1	<b>2:06.169</b>	39.763	47.159	<b>39.247</b>	7	1	2:08.610	40.557	47.233	40.820
3	1	2:10.764	39.793	46.816	44.155	8	1	2:07.802	40.115	46.857	40.830
4	1	2:07.156	40.370	46.979	39.807	9	1	2:07.120	<b>39.452</b>	47.187	40.481
5	1	2:06.879	39.951	<b>46.690</b>	40.238	10	1	2:07.640	40.108	47.541	39.991

### 55 Sebastien Delchambre (BEL) (MAN) Theoretische Bestzeit: 2:02.829

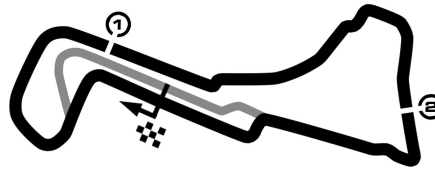
Lap	D	Time	S1	S2	S3	Lap	D	Time	S1	S2	S3
1	1	2:12.430	44.557	47.906	39.967	6	1	2:06.518	39.695	46.523	40.300
2	1	2:06.548	39.131	46.970	40.447	7	1	2:06.445	39.560	46.886	39.999
3	1	2:04.982	38.958	46.338	39.686	8	1	2:06.143	39.459	46.279	40.405
4	1	2:04.332	<b>38.613</b>	46.373	<b>39.346</b>	9	1	2:06.125	39.200	46.705	40.220

# H. ESSERS Belgian Truck Grand Prix

Circuit Zolder, length 4000 m

10. - 12. September 2021

Dutch Truck Racing Cup



## Lap Analysis race 3, 12.09.2021

-Reg.No.: C-Z-BTGP-SUP-028

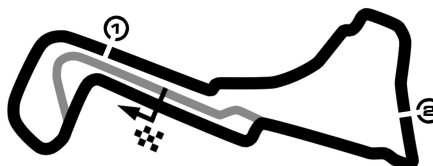
Lap	D	Time	S1	S2	S3	Lap	D	Time	S1	S2	S3
5	1	<b>2:03.843</b>	39.143	<b>44.870</b>	39.830	10	1	2:06.699	39.271	46.447	40.981

# H. ESSERS Belgian Truck Grand Prix

Circuit Zolder, length 4000 m

10. - 12. September 2021

Dutch Truck Racing Cup



## Lap Analysis race 3, 12.09.2021

-Reg.No.: C-Z-BTGP-SUP-028

### 68 Craig Reid (GBR) (Iveco)

Theoretische Bestzeit: 2:03.499

Lap	D	Time	S1	S2	S3	Lap	D	Time	S1	S2	S3
1	1	2:10.940	44.152	47.045	39.743	6	1	<b>2:03.843</b>	39.268	45.596	38.979
2	1	2:05.616	39.596	46.799	39.221	7	1	2:04.293	39.632	45.898	<b>38.763</b>
3	1	2:04.997	39.198	46.202	39.597	8	1	2:03.937	39.279	<b>45.548</b>	39.110
4	1	2:04.259	39.331	46.159	38.769	9	1	2:04.579	<b>39.188</b>	46.302	39.089
5	1	2:04.296	39.358	45.724	39.214	10	1	2:05.214	39.523	45.918	39.773

### 88 Jos Scholte (NLD) (Scania)

Theoretische Bestzeit: 2:05.959

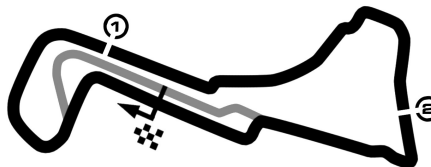
Lap	D	Time	S1	S2	S3	Lap	D	Time	S1	S2	S3
1	1	2:15.202	46.382	47.972	40.848	6	1	2:06.653	<b>39.457</b>	46.793	40.403
2	1	2:07.372	39.890	47.007	40.475	7	1	2:08.756	39.927	48.052	40.777
3	1	2:07.573	40.285	<b>46.466</b>	40.822	8	1	2:07.387	39.817	47.000	40.570
4	1	2:06.765	39.922	46.807	<b>40.036</b>	9	1	2:07.801	39.789	47.132	40.880
5	1	<b>2:06.462</b>	39.645	46.549	40.268	10	1	2:07.624	39.784	47.116	40.724

# H. ESSERS Belgian Truck Grand Prix

Circuit Zolder, length 4000 m

10. - 12. September 2021

Dutch Truck Racing Cup



## Best Sector Times race 3

-Reg.No.: C-Z-BTGP-SUP-028

Pos.	sector 1		sector 2		sector 3		theoretical and best lap time							
	No	Driver	Time	No	Driver	Time	No	Driver	theoretical	Best	Pos			
1	1	Smith R.	37.273	1	Smith R.	43.748	1	Smith R.	37.070	1	Smith R.	1:58.091	1:58.396	
2	4	Smit F.	38.364	55	Delchambre S.	44.870	45	Zandbergen C.	38.501	4	Smit F.	2:02.359	2:02.673	
3	45	Zandbergen C.	38.601	4	Smit F.	45.298	4	Smit F.	38.697	45	Zandbergen C.	2:02.549	2:03.135	
4	55	Delchambre S.	38.613	45	Zandbergen C.	45.447	68	Reid C.	38.763	55	Delchambre S.	2:02.829	2:03.843	
5	68	Reid C.	39.188	68	Reid C.	45.548	51	Tijhuis B.	39.247	68	Reid C.	2:03.499	2:03.843	
6	51	Tijhuis B.	39.452	88	Scholte J.	46.466	55	Delchambre S.	39.346	51	Tijhuis B.	2:05.389	2:06.169	
7	88	Scholte J.	39.457	51	Tijhuis B.	46.690	88	Scholte J.	40.036	88	Scholte J.	2:05.959	2:06.462	
8	31	vd Pol J.	40.649	31	vd Pol J.	49.200	43	Behnke D.	41.201	31	vd Pol J.	2:12.202	2:12.263	
9	35	Kraal N.	41.195	35	Kraal N.	49.482	31	vd Pol J.	42.353	43	Behnke D.	2:12.702	2:13.159	
10	43	Behnke D.	41.707	43	Behnke D.	49.794	35	Kraal N.	43.818	35	Kraal N.	2:14.495	2:15.816	