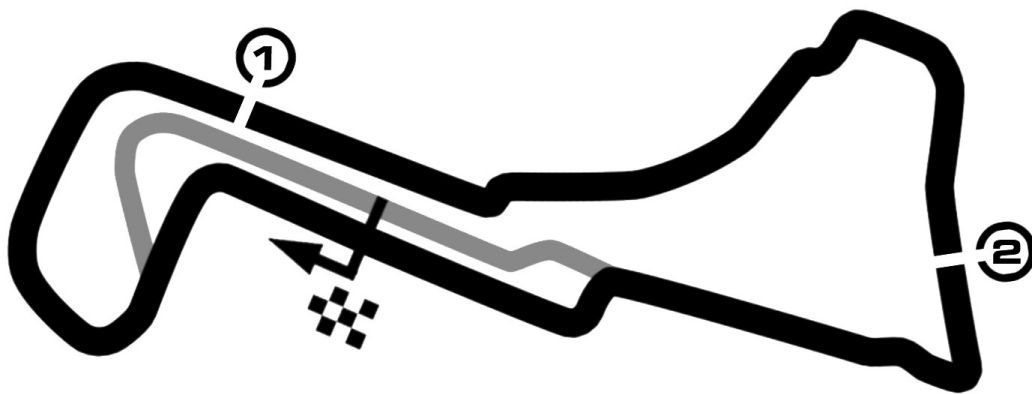


H. ESSERS Belgian Truck Grand Prix

race 2



Circuit Zolder 4000 m

10. - 12. September 2021



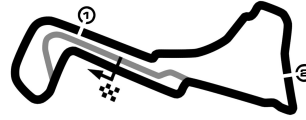
wige SOLUTIONS

H. ESSERS Belgian Truck Grand Prix

Circuit Zolder, length 4000 m

10. - 12. September 2021

Dutch Truck Racing Cup



Result race 2

started : 11

classified : 11

not classified : 0

-Reg.No.: C-Z-BTGP-SUP-028

Pos	No.	Cl.	Entrant Name	License License	Team/Sponsor Make	Lap	Total kmh	GAP Diff.	fastest kmh	at Lap
1	4		Frans Smit / NLD	27111	Truckracing Smit MAN	4	9:00.970 106.475		2:11.375 109.610	4
2	45		Cees Zandbergen / NLD	3162	Rainbow Warrior Racing Scania	4	9:03.760 105.929	02.790 02.790	2:12.343 108.808	2
3	68		Craig Reid / GBR	274032	Reid Trucksport Iveco	4	9:04.977 105.693	04.007 01.217	2:12.916 108.339	4
4	55		Sebastien Delchambre / BEL	252539	SD Truckracing MAN	4	9:15.428 103.704	14.458 10.451	2:13.916 107.530	2
5	51		Bjorn Tijhuis / NLD	43803	Truckracing Team Kreeft DAF	4	9:22.762 102.352	21.792 07.334	2:14.556 107.019	4
6	43		Dirk Behnke / DEU	NA1176598	Behnke Truckracing Mercedes	4	9:29.474 101.146	28.504 06.712	2:17.878 104.440	2
7	31		Jarno vd Pol / NLD	49326	Truckracing Team "Ome Wout" Ford	4	9:34.786 100.211	33.816 05.312	2:20.265 102.663	4
8	50		Willem Breedijk / NLD	44052	Flying Dutchman Volvo	4	9:36.425 99.926	35.455 01.639	2:16.702 105.339	4
9	35		Nimda Kraal / NLD	2461	Kraal Racing Scania	4	9:58.284 96.275	57.314 21.859	2:27.313 97.751	3
10	88		Jos Scholte / NLD	33625	Truckracing Team Kreeft Scania	4	10:23.248 92.419	1:22.278 24.964	2:28.524 96.954	4
11	1		Ryan Smith / GBR	278299	Smith Trucksport Mercedes	3	8:06.141 88.863	1 lap 1 lap	2:13.852 107.582	2

fastest lap: 4 Smit Frans 2:11.375 =109.610 km/h

Issued:

Clerk of the Course:

Timekeeper:

subject to final scrutineering



Timekeeping and Dataservice: wige SOLUTIONS GmbH & Co. KG, Meckenheim (GER)

wige SOLUTIONS

Chief timekeeping: Stefan Schlerkmann, Roetgen (GER), stefan.schlerkmann@wige.de

Page 1

printed : 11.9.2021 - 17:58



Lapchart: Dutch Truck Racing Cup race 2

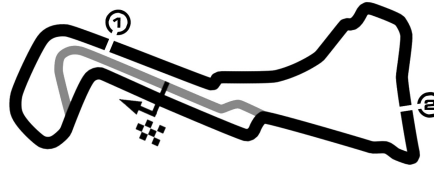
POS	1	2	3	4	5	6	7	8	9	10	11	12
LAP 1	55	45	1	4	68	51	43	31	35	50	88	
LAP 2	55	45	4	1	68	43	51	31	50	35	88	
LAP 3	4	45	68	55	51	43	31	50	35	88	1.	
LAP 4	4	45	68	55	51	43	31	50	35	88		

H. ESSERS Belgian Truck Grand Prix

Circuit Zolder, length 4000 m

10. - 12. September 2021

Dutch Truck Racing Cup



Lap by Lap race 2, 11.09.2021

-Reg.No.: C-Z-BTGP-SUP-028

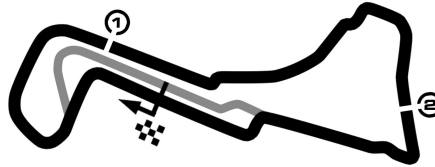
1 Ryan Smith , Mercedes / GBR												
1	2:22.743	2	2:13.852	pit	3:29.546							
4 Frans Smit , MAN / NLD												
1	2:23.404	2	2:12.028	3	2:14.163	4	2:11.375					
31 Jarno vd Pol , Ford / NLD												
1	2:30.778	2	2:20.638	3	2:23.105	4	2:20.265					
35 Nimda Kraal , Scania / NLD												
1	2:34.435	2	2:28.430	3	2:27.313	4	2:28.106					
43 Dirk Behnke , Mercedes / DEU												
1	2:28.625	2	2:17.878	3	2:22.096	4	2:20.875					
45 Cees Zandbergen , Scania / NLD												
1	2:22.104	2	2:13.343	3	2:15.332	4	2:13.981					
50 Willem Breedijk , Volvo / NLD												
1	2:40.881	2	2:20.995	3	2:17.847	4	2:16.702					
51 Bjorn Tjhuis , DAF / NLD												
1	2:27.561	2	2:19.701	3	2:20.944	4	2:14.556					
55 Sebastien Delchambre , MAN / BEL												
1	2:20.256	2	2:13.916	3	2:25.543	4	2:15.713					
68 Craig Reid , Iveco / GBR												
1	2:24.742	2	2:12.975	3	2:14.344	4	2:12.916					
88 Jos Scholte , Scania / NLD												
1	2:45.016	2	2:35.515	3	2:34.193	4	2:28.524					

H. ESSERS Belgian Truck Grand Prix

Circuit Zolder, length 4000 m

10. - 12. September 2021

Dutch Truck Racing Cup



Lap Analysis race 2, 11.09.2021

-Reg.No.: C-Z-BTGP-SUP-028

1 Ryan Smith (GBR) (Mercedes)

Theoretische Bestzeit: 2:12.503

Lap	D	Time	S1	S2	S3	Lap	D	Time	S1	S2	S3
1	1	2:22.743	48.512	51.976	42.255	3	1	3:29.546	57.855	1:10.795	
2	1	2:13.852	41.675	48.573	43.604						

4 Frans Smit (NLD) (MAN)

Theoretische Bestzeit: 2:11.367

Lap	D	Time	S1	S2	S3	Lap	D	Time	S1	S2	S3
1	1	2:23.404	48.960	52.177	42.267	3	1	2:14.163	41.927	50.145	42.091
2	1	2:12.028	41.449	49.240	41.339	4	1	2:11.375	41.073	48.955	41.347

31 Jarno vd Pol (NLD) (Ford)

Theoretische Bestzeit: 2:19.167

Lap	D	Time	S1	S2	S3	Lap	D	Time	S1	S2	S3
1	1	2:30.778	49.248	56.878	44.652	3	1	2:23.105	44.200	52.886	46.019
2	1	2:20.638	43.174	53.261	44.203	4	1	2:20.265	43.496	51.790	44.979

35 Nimda Kraal (NLD) (Scania)

Theoretische Bestzeit: 2:25.714

Lap	D	Time	S1	S2	S3	Lap	D	Time	S1	S2	S3
1	1	2:34.435	51.988	55.689	46.758	3	1	2:27.313	46.192	53.987	47.134
2	1	2:28.430	45.629	53.327	49.474	4	1	2:28.106	45.715	54.961	47.430

43 Dirk Behnke (DEU) (Mercedes)

Theoretische Bestzeit: 2:17.807

Lap	D	Time	S1	S2	S3	Lap	D	Time	S1	S2	S3
1	1	2:28.625	46.999	53.534	48.092	3	1	2:22.096	43.372	53.275	45.449
2	1	2:17.878	43.443	51.592	42.843	4	1	2:20.875	44.821	52.777	43.277

45 Cees Zandbergen (NLD) (Scania)

Theoretische Bestzeit: 2:11.673

Lap	D	Time	S1	S2	S3	Lap	D	Time	S1	S2	S3
1	1	2:22.104	48.024	50.801	43.279	3	1	2:15.332	42.717	49.947	42.668
2	1	2:12.343	41.270	49.388	41.685	4	1	2:13.981	42.223	48.718	43.040

50 Willem Breedijk (NLD) (Volvo)

Theoretische Bestzeit: 2:16.068

Lap	D	Time	S1	S2	S3	Lap	D	Time	S1	S2	S3
1	1	2:40.881	1:03.141	52.797	44.943	3	1	2:17.847	43.022	50.911	43.914
2	1	2:20.995	43.438	52.254	45.303	4	1	2:16.702	43.656	50.400	42.646

51 Bjorn Tjhuis (NLD) (DAF)

Theoretische Bestzeit: 2:14.556

Lap	D	Time	S1	S2	S3	Lap	D	Time	S1	S2	S3
1	1	2:27.561	50.703	53.709	43.149	3	1	2:20.944	43.027	51.175	46.742
2	1	2:19.701	45.081	52.369	42.251	4	1	2:14.556	42.859	50.464	41.233

55 Sebastien Delchambre (BEL) (MAN)

Theoretische Bestzeit: 2:13.571

Lap	D	Time	S1	S2	S3	Lap	D	Time	S1	S2	S3
1	1	2:20.256	47.053	50.579	42.624	3	1	2:25.543	42.691	50.049	52.803
2	1	2:13.916	41.924	50.394	41.598	4	1	2:15.713	43.142	50.089	42.482

68 Craig Reid (GBR) (Iveco)

Theoretische Bestzeit: 2:12.699

Lap	D	Time	S1	S2	S3	Lap	D	Time	S1	S2	S3
1	1	2:24.742	49.554	51.918	43.270	3	1	2:14.344	42.466	49.167	42.711
2	1	2:12.975	42.223	48.940	41.812	4	1	2:12.916	42.258	48.664	41.994

88 Jos Scholte (NLD) (Scania)

Theoretische Bestzeit: 2:28.524

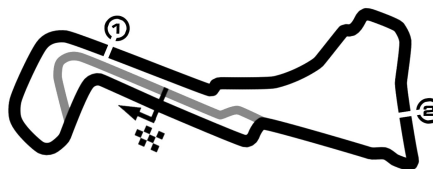
Lap	D	Time	S1	S2	S3	Lap	D	Time	S1	S2	S3
1	1	2:45.016	56.168	58.625	50.223	3	1	2:34.193	46.971	56.136	51.086
2	1	2:35.515	48.742	57.195	49.578	4	1	2:28.524	45.292	54.804	48.428

H. ESSERS Belgian Truck Grand Prix

Circuit Zolder, length 4000 m

10. - 12. September 2021

Dutch Truck Racing Cup



Best Sector Times race 2

-Reg.No.: C-Z-BTGP-SUP-028

Pos.	sector 1		sector 2		sector 3		theoretical and best lap time						
	No	Driver	Time	No	Driver	Time	No	Driver	theoretical	Best	Pos		
1	4	Smit F.	41.073	1	Smith R.	48.573	51	Tijhuis B.	41.233	4	Smit F.	2:11.367	2:11.375
2	45	Zandbergen C.	41.270	68	Reid C.	48.664	4	Smit F.	41.339	45	Zandbergen C.	2:11.673	2:12.343
3	1	Smith R.	41.675	45	Zandbergen C.	48.718	55	Delchambre S.	41.598	1	Smith R.	2:12.503	2:13.852
4	55	Delchambre S.	41.924	4	Smit F.	48.955	45	Zandbergen C.	41.685	68	Reid C.	2:12.699	2:12.916
5	68	Reid C.	42.223	55	Delchambre S.	50.049	68	Reid C.	41.812	55	Delchambre S.	2:13.571	2:13.916
6	51	Tijhuis B.	42.859	50	Breedijk W.	50.400	1	Smith R.	42.255	51	Tijhuis B.	2:14.556	2:14.556
7	50	Breedijk W.	43.022	51	Tijhuis B.	50.464	50	Breedijk W.	42.646	50	Breedijk W.	2:16.068	2:16.702
8	31	vd Pol J.	43.174	43	Behnke D.	51.592	43	Behnke D.	42.843	43	Behnke D.	2:17.807	2:17.878
9	43	Behnke D.	43.372	31	vd Pol J.	51.790	31	vd Pol J.	44.203	31	vd Pol J.	2:19.167	2:20.265
10	88	Scholte J.	45.292	35	Kraal N.	53.327	35	Kraal N.	46.758	35	Kraal N.	2:25.714	2:27.313
11	35	Kraal N.	45.629	88	Scholte J.	54.804	88	Scholte J.	48.428	88	Scholte J.	2:28.524	2:28.524